





FOR
PERSONAL
USE
ONLYFOR
PERSONAL
USE
ONLY

Hint: To create the tags, we suggest using colored card stock in autumn hues of brown, red, or orange, and about the thickness of a business card. Use a single hole puncher to make a hole by the corner of each tag, where you can string a ribbon, a length of yarn, or some straw through for tying. To personalize the tags, try using a gold marker to make them pretty and eye-catching, or gold puff paint for an embossed effect.